

Identify your market growth opportunity

# Medical Claims Data & Insights

## About Definitive Healthcare

Definitive Healthcare is the leading supplier of data on the U.S. healthcare provider market. Our platform offers the highest-quality and most comprehensive data available on hospitals, physicians, and other providers. Clients have access to essential insights and analytics enabling shorter sales cycles, precise physician network development, and powerful segmentation across the healthcare continuum.

## Key Overview of Claims Analytics:

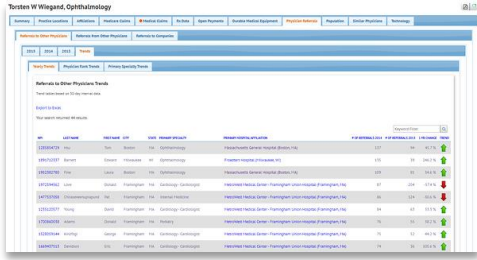
- Over 5.1 billion medical and Rx claims representing 312 million patients – approximately 95% of the U.S. population
- Data ranges from 2016 through present day and updates monthly
- All-payor claims are integrated across all provider types, including Hospitals, Physicians, Physician Groups, Clinics, Surgery Centers, and Imaging Centers
- Analytics cover trends, referral patterns, and market-based views
- Key statistics on healthcare organizations and professionals by diagnosis and procedure codes
- Claims analytics connects to Definitive's proprietary intelligence on affiliations, quality metrics, executive contacts, and news alerts

### The Definitive Advantage

- 100% healthcare industry focused
- Highest-quality data, updated daily
- Proprietary intelligence across the healthcare continuum
- In-depth & interactive analytics
- Full coverage from hospitals & physicians to post-acute care facilities
- Easy-to-use, customizable data solution
- Award-winning Customer Success team

### Definitive Databases

- 8,800+ Hospitals & IDNs
- 135,000 Physician Groups
- 1.7M Physicians & Allied Care Providers
- 27,900 Surgery & Imaging Centers
- 94,200 SNFs, ALFs, HHAs, & Hospice
- 3,500 ACOs, HIEs, & Payors
- 41,000 Urgent Care, Retail & Other Clinics



## 01 View referral patterns & network affiliations

Analyze referral patterns to understand which physicians have influence over others and how to track your buyers throughout a network..

## 02 Review the total addressable market

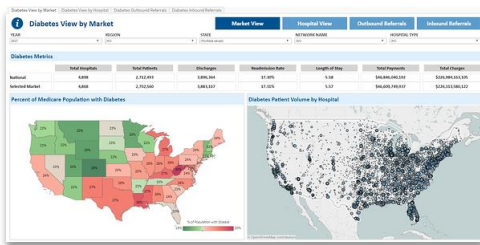
Explore physician affiliations using proprietary research and claims data. Identify total counts of your target patients and physicians and assess alignment within IDNs.

Physician Procedures by Provider

Report to Date: Your latest returned 3,352,023 results

Commercial claims data is sourced from multiple medical claims counterparties in the United States. Data is updated monthly. View the Help Center article for more information.

| Provider          | NPI        | Primary Specialty  | City        | State | # Total Procedures | % Total Procedures | Total Charges | % Total Charges | Net Charge/Procedure |
|-------------------|------------|--------------------|-------------|-------|--------------------|--------------------|---------------|-----------------|----------------------|
| Francisco Moran   | 1457219654 | Pathology          | Chicago     | IL    | 1,452,790          | 0.1%               | \$4,471,235   | 0.0%            | \$31                 |
| Benjamin Sankin   | 126249588  | Pathology          | Seattle     | WA    | 1,252,749          | 0.1%               | \$3,625,238   | 0.0%            | \$29                 |
| Edward Sankin     | 194220220  | Pathology          | La Jolla    | CA    | 1,244,431          | 0.0%               | \$3,405,850   | 0.0%            | \$27                 |
| Ronald Frosch     | 1457212580 | Pathology          | Chicago     | IL    | 694,234            | 0.0%               | \$2,286,937   | 0.0%            | \$33                 |
| Benjamin Kutzman  | 1962212471 | Podiatric Medicine | Los Angeles | CA    | 693,181            | 0.0%               | \$51,465,269  | 0.1%            | \$1,000              |
| Elizabeth Herman  | 192220820  | Other              | Chicago     | IL    | 595,524            | 0.0%               | \$2,325,730   | 0.0%            | \$39                 |
| Alamy Holsine     | 1520077942 | Family Practice    | Brownsville | TX    | 493,979            | 0.0%               | \$48,732,018  | 0.0%            | \$97                 |
| Joseph J. Pomeroy | 122410268  | Pathology          | San Jose    | CA    | 492,811            | 0.0%               | \$3,248,491   | 0.0%            | \$66                 |
| Robert Bensch     | 129617722  | Pathology          | Shawnee     | KS    | 428,470            | 0.0%               | \$2,324,842   | 0.0%            | \$54                 |
| Walter Pitt       | 1457212471 | Pathology          | Chicago     | IL    | 414,400            | 0.0%               | \$3,120,758   | 0.0%            | \$75                 |

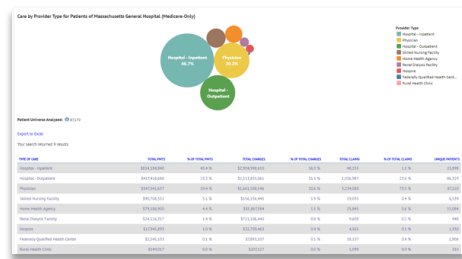


## 03 Access breakdowns of disease density

Track disease patterns by provider, geography, and patient populations filtering by ICD10, CPT, HCPC, and NDC codes. Examine data by payor or manufacturer to discover potential buyer patterns.

## 04 Perform detailed comorbidity analysis

Build complex, multi-tiered selling strategies by analyzing comorbidity data and identifying patients and care providers within disease families.



## 05 Explore population health metrics by category

Identify key geographies and territories with the highest patient and physician populations in your disease category.

For more information, please call (888) 307-4107 or visit our website at [www.definitivehc.com](http://www.definitivehc.com) to learn more about the Definitive Healthcare data and insights platform